

# REMEDIES ML App for Citizen Science Guide




Complete step-by-step instructions for managing beach cleanups

This comprehensive guide walks you through all aspects of the REMEDIES Citizen App, from setup to reporting cleanup results.






## 1 Understanding User Roles in the App

### Key roles and responsibilities:

-  Campaign Creator/Organizer: Sets up cleanup campaigns, defines event details (name, date, time, location), creates groups, and assigns coordinators.
-  Coordinator: Manages one group, adds participants, sets cleanup timeframe, ends sessions, uploads photos, and records bag weights.
-  Participant: Joins a group, records collected litter data, and collaborates with coordinators for accurate reporting.

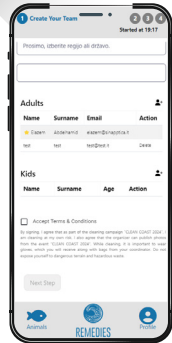
## 2 Getting Started with the App

### Download and login:



-  Download the REMEDIES Citizen App from Google Play or Apple App Store by searching "REMEDIES Citizen" or scanning the provided QR code.
-  For organizers: Visit the online portal at <https://remedies.infordata.eu> and navigate to Remedies Citizen > Campaign to manage events.
-  For coordinators and participants: Log in to your existing account or sign up via the mobile app to access your assigned group or join a cleanup campaign.




## 3 Creating and Managing Campaigns



### For Organizers:




-  Click "Create Campaign" and fill in general details including campaign name, date and time, location, and description.
-  Create one or more groups under your campaign and assign a coordinator to each group by providing their email address.

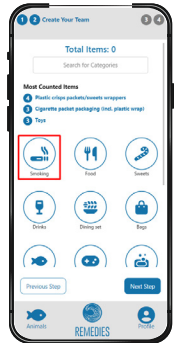
### For Coordinators:

-  Fill in your group's general data, add participants, and set the start and end times for the cleanup activity.

## 4 Recording Cleanup Data



### During and After Cleanup:

-  Both coordinators and participants can open the app during cleanup to add details about collected litter using the in-app categories for accurate reporting.
-  After the cleanup, coordinators end the session and upload group photos to document the event.
-  Record bag weights from either the web portal or mobile app by selecting bag type and entering the exact weight in kilograms for each collected bag.



## 5 Data Privacy & Support

### GDPR Compliance:

-  The app prioritizes your data privacy following GDPR principles with explicit consent collection, transparent policies, and robust data control options.
-  Full privacy policy available at: <https://infordata.pro/privacy-policy-for-users-of-infordatas-app>

### Support Contact:

-  For bugs, questions, or suggestions, contact the Infordata team at <https://ticket.infordata.it>